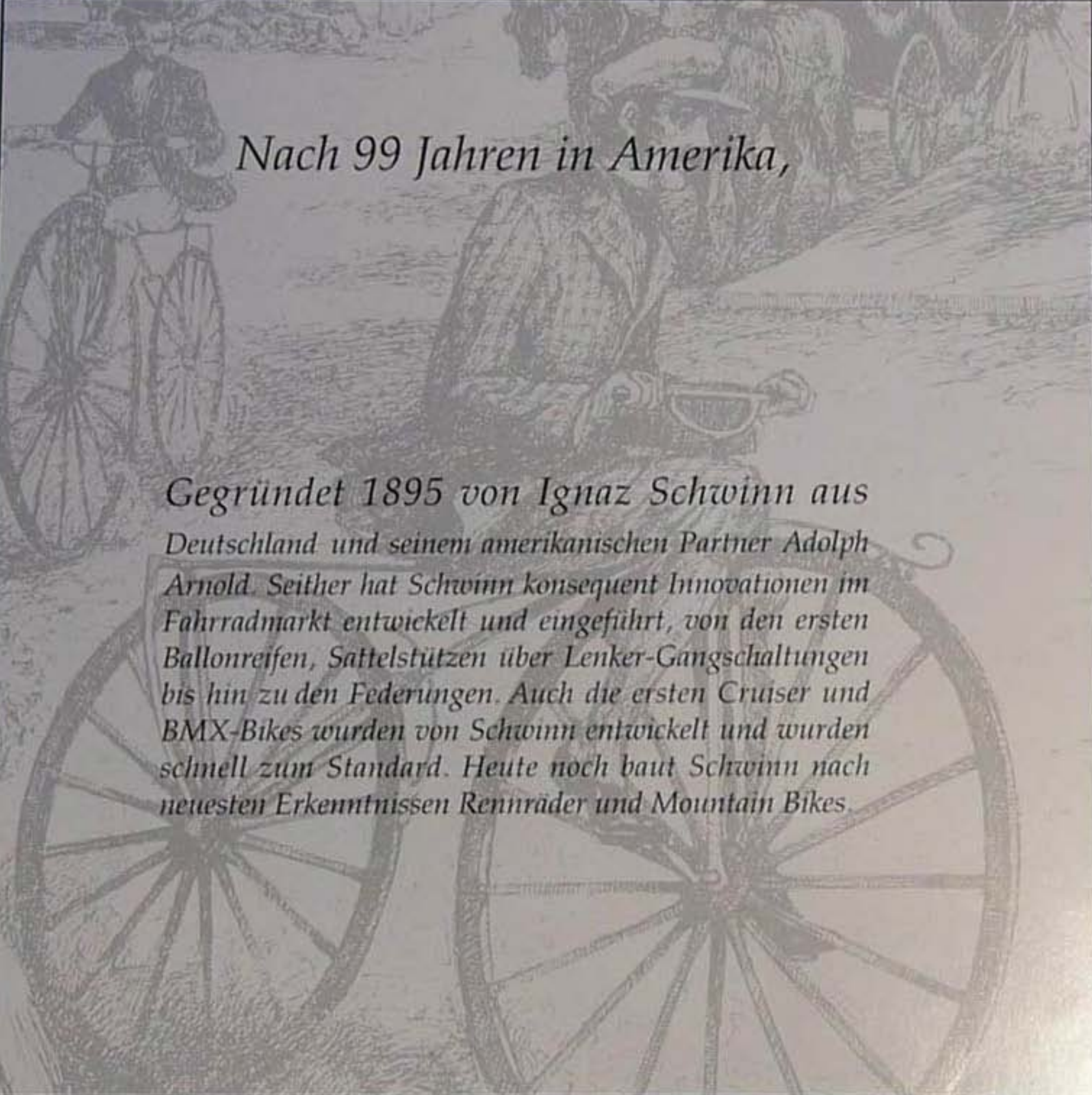




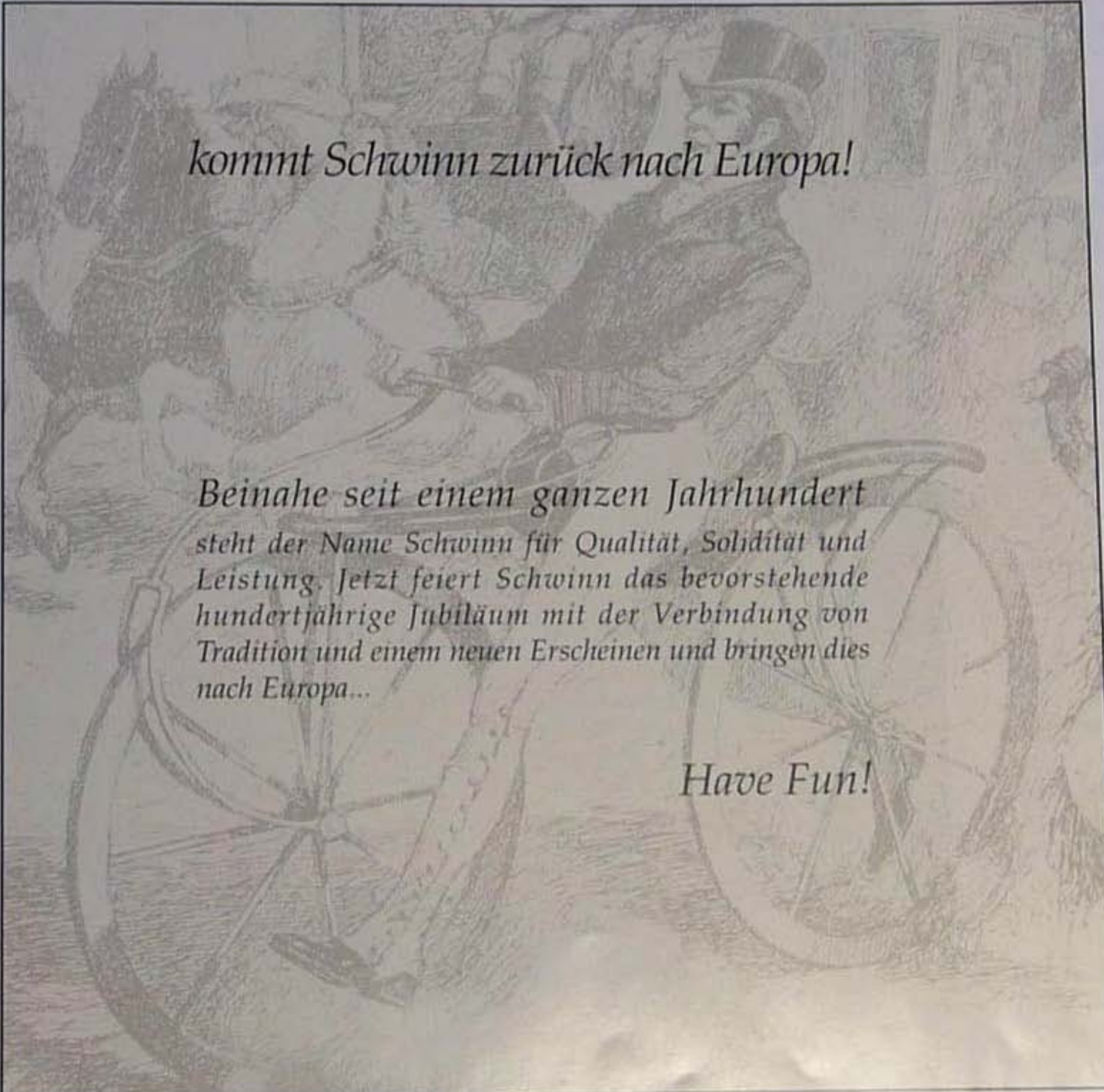
— Bicycles 1994 —

SCHWINN
C Y C L I N G



Nach 99 Jahren in Amerika,

Gegründet 1895 von Ignaz Schwinn aus Deutschland und seinem amerikanischen Partner Adolph Arnold. Seither hat Schwinn konsequent Innovationen im Fahrradmarkt entwickelt und eingeführt, von den ersten Ballonreifen, Sattelstützen über Lenker-Gangschaltungen bis hin zu den Federungen. Auch die ersten Cruiser und BMX-Bikes wurden von Schwinn entwickelt und wurden schnell zum Standard. Heute noch baut Schwinn nach neuesten Erkenntnissen Rennräder und Mountain Bikes.



kommt Schwinn zurück nach Europa!

Beinahe seit einem ganzen Jahrhundert steht der Name Schwinn für Qualität, Solidität und Leistung. Jetzt feiert Schwinn das bevorstehende hundertjährige Jubiläum mit der Verbindung von Tradition und einem neuen Erscheinen und bringen dies nach Europa...

Have Fun!

SERIES RS80

Die absolute Top Maschine. Ohne Ausreden. 100% Racing. Leichtgewicht und Fahrdynamik. For Winners only.

Tange Prestige Rohrsatz, gelötete Rahmenverbindung mit geschmiedeten Muffen.

G-Force Kettenstrebe für maximale Kettenfreiheit (Hyperdrive C) Quad Tech Ahead Vorbau Aluminium (höheninstellbar).

Shimano Deore XT Komponenten. Rock Shox Mag 21. Damit rüßelt man jede Unebenheit glatt.

Pitchey Kerlar Racing Reifen. Wheels with double butted spokes. Limitierte Auflage.





*Vierfach verstellbarer
Vorban*

SERIES RS60



In dieser Rennmaschine schlägt das gleiche Herz, wie im Schwinn RS 80. Für alle die keine Kompromisse dulden.

Tange Prestige Rohre, gelötete Rahmenverbindung mit geschmiedeten Muffen, G-Force Kettenstrebe für maximale Kettenfreiheit (Hyperdrive C), Quad Tech Ahead Vorbau Aluminium (höhenstellbar), Shimano Deore LX/XT Komponenten, Rock Shox Mag 10: Oelluft- Dämpfungssystem, damit läßt sich jede Ideallinie einhalten, Ritchey Kerlar Racing Reifen, Wheelsmith double butted Speichen, Limitierte Auflage.

SERIES RS30



Reinrassige Rennmaschine. Nimmt jede Herausforderung an. Schwebt über steinige Single-Tracks wie ein Tragflächenboot im Wasser.


Premium Cr-Mo Double Butted Rohre, gemuffte Rahmenverbindung, G-Force Kettenstrebe für maximale Kettenfreiheit (Hyperdrive C) Quad Tech Ahead Vorbau Aluminium (höhenstellbar), Shimano STX Komponenten, Ritchey Lenker mit Ritchey Logic Barends, Ritchey Racing Reifen, Bild Federgabel, Quadra Rock Shox-Elastomere Dämpfungssystem bringt Komfort und Sicherheit, Bild Kabelführung, Geschmiedete Muffen mit integrierten Kabelstops für ein klares Design und beste Funktion.

SERIES R5.0



Schneller, besser und länger sind die Attribute des High-end Road Bikes. Ob Rennsport, Triathlon, Fitness, dieses Bike stellt sich jeder Herausforderung.

Tange Prestige Lightweight Rohre, gelötete Rahmenverbindung mit geschmiedeten Muffen. Quad Tech Ahead Vorbau Aluminium (höhenstellbar). Wheelsmith double butted Speichen. Ritchey Kerlar Racing Reifen. Shimano 105 STI Komponenten mit Clipless Pedalsystem. Limitierte Auflage.



FORCEMASTER

*Das Top - Bike
der Master Serie.
Das Bike als
Werkzeug Ihres
Sports - in jedem
Gelände und nach
dem Motto: no
risk, no fun!*


*Tange Prestige
UltraliteRahmen.
Triple Butted Gabel.
Quad Tech
Ahead Vorbau
(höheninstellbar).*

*G-Force
Kettentreibe für
maximale
Kettenfreiheit.
(Hyperdrive C).*

*Shimano Deore XT
Komponenten mit
Clipless Pedalen*

*SCOTT AT-3
Lenker.*

*Ritchey Keclar
Racing Reifen.*





*Shimano XT 24-Gang
Komponenten mit
Kompakttretlager*



*Vierfach verstellbarer
Vorbau*

CARVEMASTER



Mit Fun in die Kurven - mit dem leistungsstarken Carve Master von Schwinn halten Sie die direkte Linie spielend ein. Den Blick nach vorne gerichtet und den anderen immer einen Schritt voraus.


Tange Cr-Mo double butted Rahmen, Triple butted Gabel, Quad Tech Ahead Vorbau (höheninstellbar), G-Force Kettenstrebe für maximale Kettenfreiheit (Hyperdrive C), Shimano 24 Speed Schaltkomponenten, SCOTT AT-3 Lenker.


SPEEDMASTER



Das Bike überzeugt alle Fahrer, die auf Speed setzen. Bei Single-Tracks und High-Speed Downhill Passagen oder beim Erklimmen extremer Steigungen ist es stets Dein Bodyguard.

*Tange Cr-Mo double butted Rahmen. Triple butted Gabel. Quad Tech Ahead Vorbau (höheninstellbar).
G-Force Kettenstrebe für maximale Kettenfreiheit (Hyperdrive C).
Shimano Deore LX Komponenten. Ritchey Rock 440 Hohlkammer-Felgen.*





HIGH TIMBER SS®

*Damenhills können
Sie gelassen
entgegensehen.
Ausgestattet mit
allem, was
Kamikaze brauchen.*

*Oversize double butted
Cr-Mo Rahmen.*

*Quadra Rockhox
Suspension Gabel.*

*Büchey Rock 440
Hohlkammer Felgen.*

*Shimano Chronico
Kurbeln mit Abwärtsum
Kettenblättern.*

Scott AT-3 Lenker.

*Shimano STX 21
Gang Komponenten
mit Hyperdrive C
Kurbeln.*

*Quad Tech Ahead
Vorbau
(höhenverstellbar).*





*Shimano STX 21-Gang
Komponenten mit
Kompaktrettlager*



*Vierfach verstellbarer
Vorbau*

HIGH SIERRA SS®



Technisch anspruchsvolles Equipment für jedes Gelände. Mit diesem Bike suchen Sie die Herausforderung - und meistern Sie ohne Probleme.

Over-size double butted Cr-Mo Rahmen. Tange Struts GS Suspension Gabel. Ritchey Rock 440 Hohlkammer Felgen. Shimano STX Komponenten. Tioga Aluminium Pedal. Quad Tech Ahead Vorbau (höhen-einstellbar). Scott AT-3 Lenker mit 3 Handpositionen.

MOAB SS®



Nach der ersten Fahrt tauschen Sie es nicht mehr ein. Ein gutes Bike lebt eben von dem kleinen Unterschied.

Over-size double butted Cr-Mo-Rahmen. Quad Tech Ahead Vorbau (höhenverstellbar). Rapidfire Plus Schalthebel. Dual SIS Schaltsystem. Araya Aluminium Felgen. New Shimano Alivio Komponenten. Tange Struts GS Suspension. Gabel mit Elastomer Komfort.

SIERRA®

*Komplette
Zufriedenheit für
Racer und
Freizeitsportler.
Das Bike für
Geländefreaks.*

*Oversize double
butted Cr-Mo
Rahmen.*

*Quad Tech Ahead
Forbau
(höhenverstellbar).*

*Hitcher-Hock 440
Hohlkammer Felgen.*

*Tiagra Aluminium
Pedal.*

*Shimano STX
Komponenten.*

*Optische
Schaltanzeige
ermöglicht, jederzeit
den eingelegten Gang
abzulesen.*

*Split Kabelhalter und
Top Pull Umwerfer
für einwandfreie
Schaltfunktion.*





*Ganganzeiger für volle
Information.*



*Split-Kabel-Stopper
und Top-pull
Kettenwechsler.*

MOAB®




Entscheide Dich für die richtige Farbe. Sie begleitet Dich eine lange Zeit.

Oversize double butted Cr-Mo Rahmen. Shimano Alicio 21 Gang Komponenten. Rapidfire Plus Schaltwerk, Nirosta Speichen. Araya Aluminium Felgen.



*Abgebildet in Rubin
Auch erhältlich in Kirschrot.*



HIGH PLAINS®



Bringt mehr Power, als Sie investieren.

Oversize double butted Cr-Mo Rahmen, Shimano 21 Gang Komponenten, Rapidfire Plus Schalthebeler, Vetta Komfort Sattel, Araya Aluminium Felgen.



HIGH PLAINS

*Abgebildet in Blau (D/E)
Auch erhältlich in Dunkelblau (D/E)*

IMPACT®



Entwickelt für die Tour abseits der Strassen.

*Oversize double butted Cr-Mo Rahmen. Shimano Dual SIS Schaltsystem.
Shimano M-Bremssystem. Shimano optische Ganganzeige.
Aluminium Felgen mit Schnellspann-Naben.*



VIPER



Wie eine Schlange über Pfade und Wege gleiten. Nur viel schneller.

*Schwinn Oversize Rahmen. Shimano Dual SIS Schaltsystem. Shimano optische Ganganzeige.
Shimano M-Bremssystem. Aluminium Felgen mit Schnellspann-Naben.*



*Abgebildet in Grau Metallic (D/H)
Auch erhältlich in Racing Rot (D/H)*

SIDEWINDER®




Genieße die Berge und mach die Natur zu Deinem Freund.

Schwinn Oversize Rahmen, SR dreifach Kettenblatt.



Nur in Schwarz erhältlich. (D/H)





CROSSCUT®

*Immer die
kürzeste Strecke
wählen - leicht
und schnell. Den
andern immer
eine Radlänge
voraus.*

*Cr-Mo double butted
Cross Rahmen.*


*Shimano Alivio 21
Gang Komponenten
Aufgewerteter
STX Kettenwechsler*

*Grip-Shift
Drehgriffschaltung.*

*Multi-Position Glen
Bar™ bietet
Komfort, Stabilität
und variable
Haltemöglichkeiten*

*700*38 C Reifen
bieten beste
Traktion.*





*Multi-position Glen Bar™
für Komfort, Stabilität und
Leistung.*



*700x38c Reifen für
maximale Traktion.*



CRISSCROSS®



Einfach unabhängig sein. Ob Tag oder Nacht, Sonne oder Regen, zur Arbeit oder in der Freizeit - immer einsatzbereit.

*Cr-Mo Cross Rahmen und Gabel. Shimano 21 Gang Komponenten.
Multi-Position Glen Bar™ bietet Komfort, Stabilität und variable Haltemöglichkeiten.
Grip-Shift Drehgriffschaltung. Vetta Komfort Sattel.*



*Abgebildet in Blau (D/H)
Auch erhältlich in Dunkelrot (D/H)*

CROSSFIT®



Das ideale Wochenend - Bike. Die Vorfreude auf das kommende Wochenende wächst von mal zu mal.

Schwinn Cross Rahmen und Gabel, Shimano Dual SIS, Shimano TY-30 Komponenten.



CRUISER 6®



Weisswandreifen! Was für die einen ein Cadillac, ist für die anderen der Cruiser 6.



CRUISER 6

*Abgebildet in Schwarz (D/H)
Auch erhältlich in Violett (Nur Damen)*

CRUISER®




Es ist unmöglich, auf diesem Cruiser unglücklich zu sein.



Cruiser

Abgebildet in Blau (D/H)
Auch erhältlich in Schwarz (D/H)





SIDEWINDER SS®



Biken über Stock und Stein - das Abenteuer lockt.

Multifunktions - Lenker - SR Duo Track Suspension Gabel.

SIDEWINDER 24®



*Der erste Schritt zum Erfolg - ein Mountainbike für Einsteiger auf dem Weg nach oben.
Abgebildet in Schwarz. Auch erhältlich in Pink Fluo (Girls)*

SIDEWINDER 24



SIDEWINDER 20®



*Perfekt für die Kleinen, die sich am liebsten im Gelände tummeln.
Abgebildet in Dunkelblau. Girlversion erhältlich in Hellviolett*

SIDEWINDER 20







Z-FLASH®



*Cooler als ein Tattoo oder ein Ohrring. Mit nichts auf zwei Rädern zu vergleichen.
Oversize Cr-Mo Rahmen im Radius Design. SR Duo Track Federgabel. Grip-Shift 6 Gang.*

Z-FLIGHT®



Voll Turbo Z-Power - jeder wird sich nach Dir umdrehen. Sensationell auch der Preis.

Grp-Shift 6-Gang, Aluminium Felgen.

Z-FORCE®



Für Kinder voller Tatendrang - das Abenteuer ruft.

Radius Rahmen Design. MAG Laufräder.


PHANTOM FW®



Für die Kids, die immer vorne dabei sind. Ein tolles Allround - Bike mit Speed.

Verchromter Rahmen. Aluminium Felgen.

QUALIFIER PRO®



Nichts, um im Park zu bummeln. Ein BMX Bike für Profis. Frisst andere Fahrräder zu Mittag.

Leichter double butted Rahmen. Z-Max Reifen.

Specifications

| | RS 80 | RS 60 | RS 30 | R 5 | FORCE MASTER | CARVE MASTER | SPEED MASTER |
|--------------------|---|---|---|---|---|--|--|
| Sizes | 17", 19", 21" | 17", 19", 21" | 15", 17", 19", 21" | 52cm, 54cm, 56cm, 58cm, 60cm | 15", 17", 19", 21" | 15", 17", 19", 21" | 15", 17", 19", 21" |
| Frame | Custom Gauge OverSize Butted, Tange Prestige Flared Seat Tube, Tapered Chainstays and Seat Stays, Investment Cast Lug Set w/Integral Cable Guides/Stops, Low Temperature Brazed, Asymmetric Chainstay, Double Bottle Mounts, Sport Suspension Geometry Specific | Custom Gauge OverSize Butted, Tange Prestige Flared Seat Tube, Tapered Chainstays and Seat Stays, Investment Cast Lug Set w/Integral Cable Guides/Stops, Low Temperature Brazed, Asymmetric Chainstay, Double Bottle Mounts, Sport Suspension Geometry Specific | OverSize Butted Chrome-Moly, Flared Seat Tube, Tapered Chainstays and Seat Stays, Investment Cast Lug Set w/Integral Cable Guides/Stops, Low Temperature Brazed, Asymmetric Chainstay, Double Bottle Mounts, Sport Suspension Geometry Specific | Custom Gauge OverSize, Tange Prestige, Tapered Round Flat Oval Chainstays, Tapered Round Seat Stays, Investment Cast Lug Set w/Integral Cable Guides/Stops, STI Stops on Head Lug, Low Temperature Brazed, Double Bottle Mounts | Schwinn Prestige Ultralight, Tig Welded, Tapered Chainstays, Investment Cast Seatcollar, Cable Routing on Top Tube, 2 Sets Bottle Bosses, Master Geometry | Schwinn OverSize Custom Gauge Double Butted Full Chrome Moly, Tig Welded, Tapered Chainstays, Investment Cast Seat Collar Cable Routing on Tube, 2 Sets Bottle Bosses, Master Geometry | Schwinn OverSize Custom Gauge Double Butted Full Chrome Moly, Tig Welded, Tapered Chainstays, Investment Cast Seat Collar Cable Routing on Tube, 2 Sets Bottle Bosses, Master Geometry |
| Fork | Rock Shox Mag 21 Suspension w/Adjustable Air/Oil | Rock Shox Mag 10 Suspension w/Adjustable Air/Oil | Rock Shox Quadra 10 Suspension w/Adjustable Elastomers | Custom Gauge Tapered Butted Chrome-Moly, Investment Cast Semi-Sloping Crown | Spinner 735 Triple Butted, OverSize | Spinner 735 Triple Butted OverSize | Spinner 735 Triple Butted OverSize |
| Headset | Dia-Compe AL2 Kontakt "Ahead Set", OverSize, Alloy, Sealed | Dia-Compe ST2 Kontakt "Ahead Set", OverSize, Sealed | Dia-Compe ST2-1 Kontakt "Ahead Set", OverSize, Sealed | Dia-Compe ST-2 Kontakt "Ahead Set", Sealed | Dia-Compe "Ahead Set", OverSize, Sealed | Dia-Compe "Ahead Set", OverSize, Sealed | Dia-Compe "Ahead Set", OverSize, Sealed |
| Crankset | Shimano Deore XT M737, 175mm, 22/32/42T | Shimano Deore LX M563, 175mm, 22/32/42T Shimano STX Special | STX SE, Alloy Chainrings, Chromica 170mm 175mm | Shimano 105 Alloy, 170mm/32cm-34cm/172.5mm/56cm-60cm/42/53 T | Shimano Deore XT, Hyperdrive C, 42/32/22T | Shimano Deore LX, Hyperdrive C, 42/32/22T | Shimano Deore LX, Hyperdrive C, 42/32/22T |
| Derailleurs | Shimano Deore XT M737 | Shimano Deore XT M737 Shimano Deore LX M563 | STX SE Chromica, SIS, Bottom Pull (Front) Shifters | Shimano 105 | Shimano Deore XT, Front Dual SIS, Rear 24 Speed | Shimano Deore LX Front Dual SIS, Shimano Deore XT Rear 24 Speed | Shimano Deore LX Front Dual SIS, Deore LX Rear 21 Speed |
| Shifters | Shimano Deore XT M737, Dual SIS, 24-Speed | Shimano Deore LX M563, Dual SIS, 21-Speed | STX Special Edition Chromica, SIS, 21-Speed | Shimano 105, Dual SIS, 16-Speed, Dual Control | Shimano Deore XT, SIS, 24 Speed | Shimano Deore XT, SIS, 24 Speed | Shimano Deore LX, SIS, 21 Speed |
| Freewheel | Shimano Deore XT M737 Cassette, 8-Speed, 11-28T | Shimano HG-70-C, Cassette, 7-Speed, 11-28T | Shimano HG-60-C-CH, Cassette, 7-Speed, 11-28T | Shimano HG-70, 8-Speed, 12-23T | Shimano Deore XT Cassette, 8-Speed, 11-28T | Shimano Deore XT Cassette, 8-Speed, 11-28T | Shimano Deore LX Cassette, 7-Speed, 11-28T |
| Pedal Clips | Shimano SPD-M525, Clipless | Shimano SPD-M525, Clipless | Tioga SF6 w/PC-4 Clips and Quick Flick-It Straps | Shimano 105, Clipless | Shimano SPD 525 Clipless Pedal | Tioga SF6 w/PC-4 Clips and Quick Flick-It Straps | Tioga SF6 w/PC-4 Clips and Quick Flick-It Straps |
| Brakes | Shimano Deore XT M737, M-System | Shimano Deore LX M560, M-System | Shimano STX Special Edition Chromica, M-System w/Rapidfire, Plus Levers | Shimano 105, SLR | Shimano Deore XT, M-System, Cartridge Brake Pads | Shimano Deore LX, M-System | Shimano Deore LX, M-System |
| Handlebar | Ritchey Comp Lite Bar Ends | Ritchey Comp Lite Bar Ends | Ritchey Force bar ends | SR Alloy | Scott AT-3, Alloy, Multi Position | Scott AT-3, Alloy, Multi Position | Scott AT-3, Alloy, Multi Position |
| Stem | Schwinn Quad Tech 427, Alloy, Adjustable Rise, 120mm (17"), 130mm (19"), 140mm (21") | Schwinn Quad Tech 427, Alloy, Adjustable Rise, 120mm (17"), 130mm (19"), 140mm (21") | Schwinn Quad Tech 427, Chrome-Moly, 4-Position Adjustable Rise, 110mm (15"), 120mm (17"-19"), 130mm (21") | Schwinn Quad Tech 427 Alloy, Heat-Treated, 4-Position Adjustable Rise, 110mm (52cm, 120mm (54cm-56cm), 130mm (58cm-60cm) | Schwinn Quad Tech 427, Chrome-Moly, 4-Position Adjustable Rise, 110mm (15"), 120mm (17"-19"), 130mm (21") | Schwinn Quad Tech 427, Chrome-Moly, 4-Position Adjustable Rise, 110mm (15"), 120mm (17"-19"), 130mm (21") | Schwinn Quad Tech 427, Chrome-Moly, 4-Position Adjustable Rise, 110mm (15"), 120mm (17"-19"), 130mm (21") |
| Hubs/Spokes | Shimano Deore XT, Parallax Design, 32H, Front Suspension Axle, 15-17GA, Double-Butted w/Alloy Nipples | Shimano Deore LX, Parallax Design, 32H, Front Suspension Axle, 15-17GA, Double-Butted w/Alloy Nipples | Shimano STX Special Edition Chromica, 32H, Front Suspension Axle, 15GA Stainless Steel w/Brass Nipples | Shimano 105, 32H, 15GA Stainless Steel w/Brass Nipples | Shimano Deore XT, 32H, 15-G w/Brass Nipples | Shimano Deore XT, 32H, Double Butted w/Brass Nipples | Shimano Deore LX, 32H, Double Butted w/Brass Nipples |
| Rims | Sun Metal CR-16 | Sun Metal CR-16 | Ritchey Rock 440, Double Wall | Sun Metal M14A, 700C, Alloy | Ritchey Rock 415, 32H, Double Wall Alloy | Ritchey Rock 440, Alloy Double Wall | Ritchey Rock 440, Alloy Double Wall |
| Tires | Ritchey Z-Max (Front), Climbmax (Rear), 26"x2.1", Kevlar Bead, Skinswall, AV | Ritchey Z-Max (Front), Climbmax (Rear), 26"x2.1", Kevlar Bead, Skinswall, AV | Ritchey Z-Max (Front), Climbmax (Rear), 26" x 2.1", Al Skinswall, AV | Ritchey Tom Slick, 700 x 24G, Skinswall, Kevlar Bead, Presta Valve | Ritchey Z-Max Kevlar (Front) Climbmax Kevlar (Rear), 26" x 2.1 | Ritchey Z-Max (Front) Climbmax (Rear), 26" x 2.1 | Ritchey Z-Max (Front) Climbmax (Rear), 26" x 2.1 |
| Saddle | Selle-San Marco Concor Lite, Leather | Selle-San Marco Concor Lite, Leather | Schwinn, Emerald Cove | Leather, Chrome-Moly Rails | Leather Perforated, Cro-Mo Rails | Schwinn Emerald Perforated | Schwinn Emerald |
| Seatpost | Control Tech, 350mm | Control Tech, 350mm | Kalloy, Alloy, 300mm | Control Tech, 235mm | Kalloy SP-264, Alloy, 350mm | Kalloy SP-264, Alloy, 350mm | Kalloy SP-266, Alloy, 350mm |
| Extras | Chainstay Protector Fork Boots | Chainstay Protector Fork Boots | Chainstay Protector, Fork Boots | Chainstay Protector | Chainstay Protector | Chainstay Protector | Chainstay Protector |
| Colors | Team Red | Blaue | Schwarz | Magenta | Purple | Schwarz | Matte Metallic |

HIGH TIMBER SS

HIGH SIERRA SS

MOAB SS

SIERRA

MOAB

HIGH PLAINS

IMPACT

| 15', 17', 19', 21' | 15', 17', 19', 21' | 15', 17', 19', 21' | 15', 17', 19', 21' | 15', 17', 19', 21' | M: 15', 17', 19', 21', 23' W: 16', 19' | M: 15', 17', 19', 21', 23' W: 16', 19' |
|--|--|--|---|---|--|--|
| Schwinn OverSize Custom Gauge Double-Butted Full Chrome-Moly, Tig Welded, Tapered Chainstays and Seat Stays, Investment Cast Seat Collar, Asymmetric Chainstay, Steer Clear Cable Routing on Top Tube, 2 Sets Bottle Bosses, Rack and Fender Mounts, Sport Suspension, Geometry Specific | Schwinn OverSize Custom Gauge Double-Butted Full Chrome-Moly, Tig Welded, Tapered Chainstays and Seat Stays, Investment Cast Seat Collar, Asymmetric Chainstay, Steer Clear Cable Routing on Top Tube, 2 Sets Bottle Bosses, Rack and Fender Mounts, Sport Suspension, Geometry Specific | Schwinn OverSize Custom Gauge Double-Butted Full Chrome-Moly, Tig Welded, Tapered Chainstays and Seat Stays, Investment Cast Seat Collar, Asymmetric Chainstay, Steer Clear Cable Routing on Top Tube, 2 Sets Bottle Bosses, Rack and Fender Mounts, Sport Suspension, Geometry Specific | Schwinn OverSize Custom Gauge Double-Butted Full Chrome-Moly, Tig Welded, Tapered Chainstays and Seat Stays, Investment Cast Seat Collar, Asymmetric Chainstay, Steer Clear Cable Routing on Top Tube, 2 Sets Bottle Bosses, Rack and Fender Mounts, Sport Geometry | Schwinn OverSize Custom Gauge Double-Butted Full Chrome-Moly, Tig Welded, Tapered Chainstays and Seat Stays, Investment Cast Seat Collar, Asymmetric Chainstay, Steer Clear Cable Routing on Top Tube, 2 Sets Bottle Bosses, Rack and Fender Mounts, Sport Geometry | Schwinn OverSize, 3 Main Tubes Chrome-Moly Straight Gauge, Tig Welded, Forged Drop-outs, Investment Cast Seat Collar, 2 Sets Bottle Bosses, Rack and Fender Mounts, Split Cable Guides, Comfort Geometry | Schwinn OverSize, 3 Main Tubes Chrome-Moly, Tig Welded w/Forged Dropouts, Tapered Chainstays and Seat Stays, Investment Cast Seat Collar, 2 Sets Bottle Bosses, Rack and Fender Mounts, Split Cable Guides, Comfort Geometry |
| Rock Shox Quadra 10 Suspension w/Adjustable Elastomers | Tange Struts-GS Suspension w/Elastomers | Tange Struts-GS Suspension w/Elastomers | Schwinn, OverSize, Triple-Butted, Chrome-Moly | Schwinn, OverSize, Full Chrome-Moly | Schwinn, OverSize, Full Chrome-Moly | Schwinn, OverSize, Full Chrome-Moly |
| Dia-Compe "AheadSet", OverSize, Sealed | Dia-Compe "AheadSet", OverSize, Sealed | OverSize, 1-1/8", Sealed | Dia-Compe "AheadSet", OverSize, Sealed | OverSize, 1-1/8", Sealed | Schwinn MTB, Steel | Schwinn MTB, Steel |
| Shimano STX SE, 170mm (15'-17')/175mm (19'-21')/24/34/42T | Shimano STX, 170mm (15'-17')/175mm (19'-21')/24/34/42T | Shimano Alivio MC10, 170mm (15'-17')/175mm (19'-21')/24/34/42T | Shimano STX 170mm (15'-17')/175mm (19'-21')/24/34/42T Shimano | Alivio MC10 170mm (15'-17')/175mm (19'-21')/24/34/42T | Shimano Altus, 170mm (15'-19')/175mm (21'-23')/28/38/48T | Shimano Tourney TY21, 170mm, Dual SIS, 28/38/48T |
| Shimano STX, Top Pull (Front), Special Edition Chromica (Rear) | Shimano STX, Top Pull (Front) | Shimano Alivio MC11, Top Pull (Front), MC10 (Rear) | Shimano STX, Top Pull (Front) | Shimano Alivio MC11, Top Pull (Front), MC10 (Rear) | Shimano Altus (Front), Alivio MC10 (Rear) | Shimano Tourney TY30GS |
| Shimano STX, SIS, 21-Speed | Shimano STX, SIS, 21-Speed | Shimano Alivio MC10, Dual SIS, Rapidfire Plus, 21-Speed | Shimano STX, SIS, 21-Speed | Shimano Alivio MC10, Dual SIS, Rapidfire Plus, 21-Speed | Shimano Alivio MC10, Dual SIS, Rapidfire Plus, 21-Speed | Shimano Tourney TY 31 w/Indicator, 18-Speed |
| Shimano HG-60-CH, Cassette, 7-Speed, 11-28T | Shimano HG-50-C, Cassette, 7-Speed, 11-28T | Shimano HG-50-C, Cassette, 7-Speed, 11-28T | Shimano HG-50-C, Cassette, 7-Speed, 11-28T | Shimano HG-50-C, Cassette, 7-Speed, 11-28T | Shimano HG-50, Cassette, 7-Speed, 12-28T | Shimano HG-20, 6-Speed, 14-28T |
| Topo SF6 w/PC-4 Clips and Quick Flick-II Straps | Topo SF6 w/PC-4 Clips and Quick Flick-II Straps | Victor, Nylon Resin, Chrome-Moly Axle | Topo SF6 w/PC-4 Clips and Quick Flick-II Straps | Victor, Nylon Resin, Chrome-Moly Axle | Victor, Nylon Resin, Chrome-Moly Axle | Victor, Nylon Resin, Chrome-Moly Axle |
| Shimano Alivio M-System | Shimano Alivio M-System | Shimano Altus-Alivio (15'), M-System | Shimano Alivio M-System | Shimano Altus, Alivio (15'), M-System | Shimano Altus, Alivio (15'), M-System | Shimano Tourney TY22, M-System |
| Scott AT-3, Alloy, Multi-Position | Scott AT-3, Alloy, Multi-Position | MTB, Tapered, 560mm | Scott AT-3, Alloy, Multi-Position | MTB, Tapered, 560mm | MTB, Tapered, 560mm | MTB, Tapered, 560mm, 50mm Rise (Women's) |
| Schwinn Quad Tech 427, Chrome-Moly, 4-Position Adjustable Rise, 110mm (15'), 120mm (17'-19'), 130mm (21') | Schwinn Quad Tech 427, Chrome-Moly, 4-Position Adjustable Rise, 110mm (15') 120mm (17'-19'), 130mm (21') | Full Chrome-Moly, 30" Rise, 110mm (15'), 120mm (17'-19'), 130mm (21') | Schwinn Quad Tech 427, Chrome-Moly, 4-Position Adjustable Rise, 110mm (15'), 120mm (17'-19'), 130mm (21') | Full Chrome-Moly, 30" Rise, 110mm (15'), 120mm (17'-19'), 130mm (21') | Comfort, 40" Rise, 100mm (15'-17', W16'), 120mm (19'-23', W19'), 130mm (21') | Comfort, 40" Rise, 100mm (15'-17', W16'), 120mm (19'-23', W19') |
| Shimano STX, Parallax Design, 32H, Front Suspension Axle, 15GA Stainless Steel | Shimano STX, Parallax Design, 32H, Front Suspension Axle, 15GA Stainless Steel | JY (Front), Shimano Alivio (Rear), Parallax Design, 36H, Alloy, OR, 14GA Stainless Steel | Shimano STX, Parallax Design, 32H, 15GA Stainless Steel | JY (Front), Shimano Alivio (Rear), Parallax Design, 36H, Alloy, OR, 14GA Stainless Steel | JY, Sealed (Front), Cassette (Rear), Parallax Design, 36H, OR, 14GA UCP | Parallax Design, OR, Alloy, 14G A UCP |
| Ritchey Rock 440 Double Wall | Ritchey Rock, 440 Double Wall | Arya GP-710, Alloy | Ritchey Rock 440 Double Wall | Arya GP-710, Alloy | Arya VP-20, Alloy, 26" x 1.5" | Alloy, 26" x 1.5" |
| Ritchey Z-Max (Front), Climbmax (Rear), 26" x 2.1", AV | Ritchey Z-Max (Front), Climbmax (Rear), 26" x 2.1", AV | Chisel Cut Knobby, 26" x 2.1", AV | Chisel Cut Knobby, 26" x 2.1", AV | Chisel Cut Knobby, 26" x 2.1", AV | Multi-Condition Interlock Tread, 26" x 1.95", AV | Multi-Condition Interlock Knobby Tread, 26" x 1.95", AV |
| Schwinn Emerald Cover | Schwinn Emerald Cover | Schwinn Gel, Emerald Cover | Schwinn Emerald Cover | Schwinn Gel, Emerald Cover | Vetta Comfort | Schwinn MTB, Emerald Cover |
| Kalloy, Alloy, 300mm, OR | Kalloy, Alloy, 300mm, OR | Kalloy, Alloy, 300mm, OR | Kalloy, Alloy, 300mm, OR | Kalloy, Alloy, 300mm, OR | Kalloy, Alloy, 300mm | 300mm |
| Chainstay Protector, Fork Boots | Chainstay Protector, Fork Boots | Chainstay Protector, Fork Boots | Chainstay Protector | Chainstay Protector | Chainstay Protector | Chainstay Protector |
| Schwarz | Rot | Dunkelviolett | Blau | Rubin, Kirschrot | Dunkelgrün, Blau | Dunkelblau |

Specifications

| | VIPER | SIDEWINDER | CROSSCUT | CRISSCROSS | CROSSFIT | CRUISER 6 | CRUISER |
|--------------------|--|--|--|---|---|--|--|
| Sizes | M: 15", 17", 19", 21", 23" W: 16", 19" | M: 15", 17", 19", 21", 23" W: 16", 19" | 16", 18", 20", 22" | M: 16", 18", 20", 22" W: 16", 19" | M: 16", 18", 20", 22" W: 16", 19" | M: 18" W: 17" | M: 18" W: 17" |
| Frame | Hi-Ten OverSize, Tig Welded, Tapered Chainstays and Seat Stay, Investment Cast Seat Collar, 2 Sets Bottle Bosses, Rack and Fender Mounts, Split Cable Guides | Hi-Ten OverSize, Tig Welded, Tapered Chainstays and Seat Stay, Investment Cast Seat Collar, 2 Sets Bottle Bosses, Rack and Fender Mounts, Split Cable Guides | Full Chrome-Moly Double butted front Triangle, Tig Welded, Tapered Chainstays and Seat Stays, Investment Cast Seat Collar, 2 Sets Bottle Bosses (Men's), 1 Set Bottle Bosses (Women's), Rack and Fender Mounts, Split Cable Guides | 3 Main Tubes Chrome-Moly Tig Welded, Cold Forged Dropouts, Tapered Chainstays and Seat Stays, Investment Cast Seat Collar, 2 Sets Bottle Bosses, Rack and Fender Mounts, Split Cable Guides | Hi-Ten OverSize, Tig Welded, Tapered Chainstays and Seat Stays, Investment Cast Seat Collar, 1 Set Bottle Bosses (Boy's Only), Rack and Fender Mounts, Split Cable Guides | Schwinn Original Design Cantilever, Tig Welded, Hi-Ten | Schwinn Original Design Cantilever, Tig Welded, Hi-Ten |
| Fork | Schwinn, Hi-Ten | Schwinn, Hi-Ten | Schwinn, Full Chrome-Moly | Schwinn, Full Chrome-Moly | Schwinn, Hi-Ten | Uncrown, Hi-Ten | Uncrown, Hi-Ten |
| Headset | Schwinn MTB | Schwinn MTB | Tange SE-II, Sealed, Black | Schwinn, Steel | Schwinn, Steel, CP | Schwinn, Steel, CP | Schwinn, Steel, CP |
| Crankset | Shimano Tourney TY21, 170mm, Dual SIS, 26/38/48T | SR T405, Alloy, 170mm, 26/35/48T | Shimano STX MC11, 170mm, 24/34/42T | Shimano Altus, 170mm, 26/38/48T | Shimano Tourney TY21, 170mm, 26/38/48T, Dual SIS | One-Piece, Steel, Heat-Treated, 48T | One-Piece, Steel, Heat-Treated, 46T |
| Derailleurs | Shimano Tourney TY30 | Shimano Tourney TY20 | Shimano STX MC11, Top Pull (Front), STX (Rear) | Shimano Altus (Front), Alivio MC10 (Rear) | Shimano Tourney TY30GS, Direct Mount | Shimano TY20GS, SIS, CP (Rear Only) | N/A |
| Shifters | Shimano Tourney TY31 w/indicator, 18-Speed | Shimano Tourney TY30 (Front), TY31 (Rear), w/indicator, 18-Speed | Grip Shift SRT-300, 21-Speed | Grip Shift SRT-300, 21-Speed | Grip Shift SRT-200, 18-Speed | Grip Shift SRT-200, 6-Speed, (Rear Only) | N/A |
| Freewheel | Shimano HG-20, 6-Speed, 14-28T | Shimano HG-20, 6-Speed, 14-28T | Shimano HG-50-C, Cassette, 7-Speed, 11-28T | Shimano HG-50-C, Cassette, 7-Speed, 11-28T | Shimano HG-20, 6-Speed, 14-28T | Shimano HG-206-Speed, 14-28T | 19T |
| Pedal Clips | MTB, Nylon Resin, Chrome-Moly Axle | MTB, Nylon Resin, Chrome-Moly Axle | Victor, Nylon/Alloy, Chrome-Moly Axle | Victor, Nylon Resin, Chrome-Moly Axle | MTB, Nylon Resin, Chrome-Moly Axle | Victor Nylon, Black | Victor Nylon, Black |
| Brakes | Shimano Tourney TY22, M-System w/TY21 Levers | Chang Star, Alloy, Cantilevers | Shimano STX MC10 | Shimano Altus CT50 | Shimano Tourney TY22 | CS-880P Cantilevers, Black | Shimano Coaster |
| Handlebar | MTB, Tapered, 560mm, 50mm Rise (Women's) | MTB, Tapered, 560mm, 50mm Rise (W) | Schwinn Glen Bar, Chrome-Moly, 3-Position | Schwinn Glen Bar, Chrome-Moly, 3-Position | 560mm Steel, CP | Steel, CP | Steel, CP |
| Stem | Comfort, 40° Rise, 100mm (15"-17", W16"), 120mm (19"-23", W19") | Comfort, 40° Rise, 80mm (15"-17", W16"), 100mm (19", W19"), 120mm (21", 23") | Comfort, Chrome-Moly, 40° Rise, 120mm (16"), 130mm (18"-20"), 140mm (22") | Comfort, 40° Rise, 100mm (16", W16"), 120mm (18"-20", W19"), 130mm (22") | Comfort, 40° Rise, 80mm | Hsin Lung, Chrome-Moly/Alloy | Hsin Lung, Steel |
| Hubs/Spokes | Nutted Rear, Front, QR, Alloy, 14GA UCP 36H | Nutted, 14 GA, UCP 36H | Shimano Alivio, MC-10, 36H, 14GA | Alloy, Parallax Design, QR, 36H, 14GA UCP | Alloy, QR Front, Nutted Rear, 36H, 14 GA Stainless Steel | Steel, Nutted CP 14GA | Steel, Nutted Front, Shimano Coaster Rear, 14GA UCP |
| Rims | Alloy, 26" x 1.5" | Alloy, 26" x 1.75" | Azaya PX45, 700C (18"-22") 26" (16") | Alloy 700C (18"-22"), 26" (16") | Alloy, 700C, 26" (16") | Alloy, 26" x 2.125" | Schwinn Double Wall, Steel, 26" x 2.125", CP |
| Tires | Multi-Condition Interlock Tread, 26" x 1.95" | A/V/Knobby, 26" x 2.1", (Men's), Multi-Condition Interlock Tread, 26" x 1.95" (Women's) | Schwinn Cross, Skinwall, 700 x 38C (18"-22"), 26" x 1.38" (16") | Schwinn Cross, Gumwall, 700 x 38C (18"-22"), 26" x 1.38" (16") | Schwinn Cross, Skinwall, 700 x 38C (18"-22"), 26" x 1.38" (16") | 26" x 2.125", Cruiser type A/V | 26" x 2.125", Cruiser type A/V |
| Saddle | Schwinn MTB, Emerald Cover | Schwinn MTB, Emerald Cover | Schwinn Gel | Vetta Comfort | Schwinn Cross, Emerald Cover | Schwinn Super Soft | Schwinn Super Soft |
| Seatpost | Steel, 300mm, QR | Steel, QR, 300mm/250mm | Polygon, Alloy, QR, 300mm/250mm | Kalloy, Alloy, 300mm/230mm | Kalloy, Alloy, 300mm/230mm | Steel, CP 22.2mm x 15" | Steel, CP 22.2mm x 15" |
| Extras | Chainstay Protector | Chainstay Protector | Chainstay Protector | Chainstay Protector | Chainstay Protector | Full Foam on Bars | Full Foam on Bars |
| Colors | Grau Metallic, Racing Rot | Schwarz | Schwarz | Dunkelblau, Himmelblau | Grün Metallic | H: Schwarz D: Violett | H/D: Schwarz E: Weiss |

| SIDEWINDER SS | SIDEWINDER 24 | FLASH | FLIGHT | FORCE | FACTOR | QUALIFIER PRO |
|---------------|---------------|-------|--------|-------|--------|---------------|
|---------------|---------------|-------|--------|-------|--------|---------------|

| | | | | | | |
|---|---|--|---|---|---|---|
| 14.5" | BG: 14.5"16", 18", 20", 22" | 20" Wheel | 20" Wheel | 20" Wheel | 20" Wheel | 20" Wheel |
| Hi-Ten OverSize, Tig Welded, Tapered Chainstays and Seat Stays, Investment Cast Seat Collar, 1 Set Bottle Bosses (Boy's Only), Rack and Fender Mounts, Split Cable Guides | Hi-Ten OverSize, Tig Welded, Tapered Chainstays and Seat Stays, Investment Cast Seat Collar, 1 Set Bottle Bosses (Boy's Only), Rack and Fender Mounts, Split Cable Guides | Z-Series, OverSize, Chrome-Moly Top and Down Tubes, OverSize Hi-Ten Stays and Seat Collar, Cable Guides, Rear Derailleur Guard | Z-Series, OverSize, Hi-Ten | Z-Series, OverSize, Hi-Ten | Z-Series, OverSize, Hi-Ten | OverSize, Full Chrome-Moly Double-Butted Main Frame, Tig Welded |
| SR 7001 Suspension w/Spring | Hi-Ten, Tange | SR Duo-track Suspension w/1-1/2" Travel | OverSize, Hi-Ten | OverSize, Hi-Ten | OverSize, Hi-Ten | Full Chrome-Moly w/OverSize Blades |
| Schwinn, MTB, Steel | Schwinn, MTB, Steel | Steel, BMX Wrench Type | Steel, BMX Wrench Type | Steel, BMX Wrench Type | Steel, BMX Wrench Type | Steel, BMX Wrench Type |
| SR T405, Alloy, 155mm, 28/38/48T | SR T405, Alloy, 155mm, 28/38/48T | Z-Series, Alloy, 165mm, 44T | Schwinn Z Design, 165mm, 43T | Schwinn Z Design, 165mm, 42T | Schwinn Z Design, 165mm, 42T | Tracer, Chrome-Moly, 180mm w/Power Disc and 44T Chaining |
| Shimano Tourney TY25 (Front), TY20GS (Rear) | Shimano Tourney TY25 (Front), TY20GS (Rear) | Shimano MJ10GS, 6-Speed, SIS (Rear Only) | Shimano Tourney TY20GS, 6-Speed, SIS (Rear Only) | Nil | Nil | Nil |
| Shimano Tourney TY30 (Front), TY31 w/Indicator, SIS (Rear), 18-Speed | Shimano Tourney TY30 (Front), TY31 w/Indicator, SIS (Rear), 18-Speed | Grip Shift SRT-200, Jr. Size, 6-Speed (Rear Only) | Grip Shift SRT-200, Jr. Size, 6-Speed (Rear Only) | Nil | Nil | Nil |
| Shimano HG-20, 6-Speed, 14-28T | Shimano HG-20, 6-Speed, 14-28T | Shimano HG-20, 6-Speed, 14-28T | Shimano HG-20, 6-Speed, 14-28T | 16T, Four-Key Release | 15T, Four-Key Release | 16T, Four-Key Release |
| MTB, Nylon Resin, Chrome-Moly Axle | MTB, Nylon Resin, Chrome-Moly Axle | MTB, Nylon Resin, Chrome-Moly Axle | Victor, Rubber, BlackVictor, Rubber, BlackVictor Nylon Chrome-Moly Axle | Victor Nylon Chrome-Moly Axle | Victor Nylon Chrome-Moly Axle | Victor Bear Claw, Alloy Body w/Steel Cage |
| Chang Star MTB, Cantilever | Chang Star MTB, Cantilevers | Shimano Alivio MC10 | Chang Star 863AT (Front), Dia-Compe Alloy, U-Brake (Rear) | Chang Star MX1000, Alloy, Light Action Spring | Chang Star MX1000, Alloy, Light Action Spring | Odyssey Pitbull, Alloy |
| Brahma Bar, Multi-Position, Steel, 540mm | MTB, Tapered, Flat, 540mm | Z-Series, Steel, 630mm | Z-Series, Steel, 630mm | Z-Series, Steel, 630mm | Z-Series, Steel, 630mm | MX-208, Chrome-Moly, 645mm |
| Comfort, 40° Rise, 100mm | Comfort, 40° Rise, 100mm | All Alloy w/Chrome-Moly Shaft | All Alloy w/Chrome-Moly Shaft | MX-750, Alloy Top | MX-750, Alloy Top | MX-750, Alloy Top Chrome-Moly Shaft |
| Steel, Nitted, 14GA UCP | Steel, Nitted, 14GA UCP | Alloy, Nitted, 36H, 14GA UCP | Alloy, Nitted, 36H, 14GA UCP | Nil | Steel, Nitted, 36H, 14GA UCP | Alloy, Sealed, 36H |
| Alloy, 24" x 1.75" | Alloy, 24" x 1.75" | Alloy, 20" x 1.75" | Alloy, 20" x 1.75" | ACS Magns | 20" x 1.5", Alloy | Alloy, 20" x 1.5" |
| Rithey Z-Max, 24" x 2.0" | Schwinn, Knobby, 24" x 1.95" | 20" x 1.90" | 20" x 1.90" | 20" x 1.90" | 20" x 1.90" | Rithey Z-Max, 20" x 1.75" |
| Schwinn Emerald Cover | Schwinn Emerald Cover | Schwinn Padded | Schwinn Padded | Schwinn Padded | Schwinn Padded | Schwinn Padded |
| Steel, 250mm | 250mm | Polygon, Alloy, 300mm, 250mm (16") | Steel, 15" | Steel, 15" | Steel, 15" | Alloy, 250mm, |
| Chainstay Protector | Chainstay Protector | Nil | Nil | Nil | Nil | Chainstay Protector |
| Red | Schwarz, Girlversion Pink Fluo | Schwarz | Racer Red | Neon - gelb | Schwarz | Leuchtgrün |



Bicycles 1994

© 1993 Scott Sports Group